



REWARD PROGRAM

E-PAY CODE REDEMPTION
PROCESS

How To Use (e-Pay Code)

1. Visit <https://www.gyftr.com/rewardprogram/>.
2. Register with **Email ID** and **Phone Number** (first-time users only).
3. **Log in** using the **OTP** sent to the entered mobile number.
4. Click **"Add E-Paycode"** on the top-right corner.
5. Enter the **e-Pay Code**.
6. The code value will be **added to the balance**, visible in the **top bar**.
7. Redeem points for vouchers from favourable brands and get details instantly via **SMS & Email**.

USER JOURNEY (e-Pay Code)

The customer can use the e-Pay Code by visiting <https://www.gyftr.com/rewardprogram/>.

The screenshot displays the Flipkart Reward Program landing page. At the top, a blue navigation bar contains a menu icon, the text "REWARD PROGRAM", a search icon, a shopping cart icon with "0" items, and a "LOGIN/SIGNUP" link. The main banner features a smiling couple with shopping bags on the left, the text "Add Happiness To YOUR CART" in large yellow and white fonts in the center, and the Flipkart logo on the right. Below the banner is a horizontal menu with categories: Apparels & Accessories, Cabs & Travel, e-Com & Online, Entertainment & Magazines, Food & Beverage, Gifting, Grocery & Home Needs, Health & Wellness, and Mobile & Electronics. The lower section consists of three promotional cards, each with a title, a subtitle, and a "Redeem Your Reward Points" button. The first card is titled "Comfort Is The New Style!" with the subtitle "CHOOSE YOUR Sole-Mate...". The second card is titled "From Desk to Destination!" with the subtitle "YOUR PASSPORT TO Adventure". The third card is titled "A Cinema Experience!" with the subtitle "LIGHTS, CAMERA, Action". Each card includes a small image at the bottom: a woman's face for the first, a person holding a rainbow for the second, and a person's face for the third.

REWARD PROGRAM

Flipkart

Add Happiness To
YOUR CART

REDEEM NOW

Apparels & Accessories Cabs & Travel e-Com & Online Entertainment & Magazines Food & Beverage Gifting Grocery & Home Needs Health & Wellness Mobile & Electronics

Comfort Is The New Style!

CHOOSE YOUR
Sole-Mate...

Redeem Your Reward Points

From Desk to Destination!

YOUR PASSPORT TO
Adventure

Redeem Your Reward Points

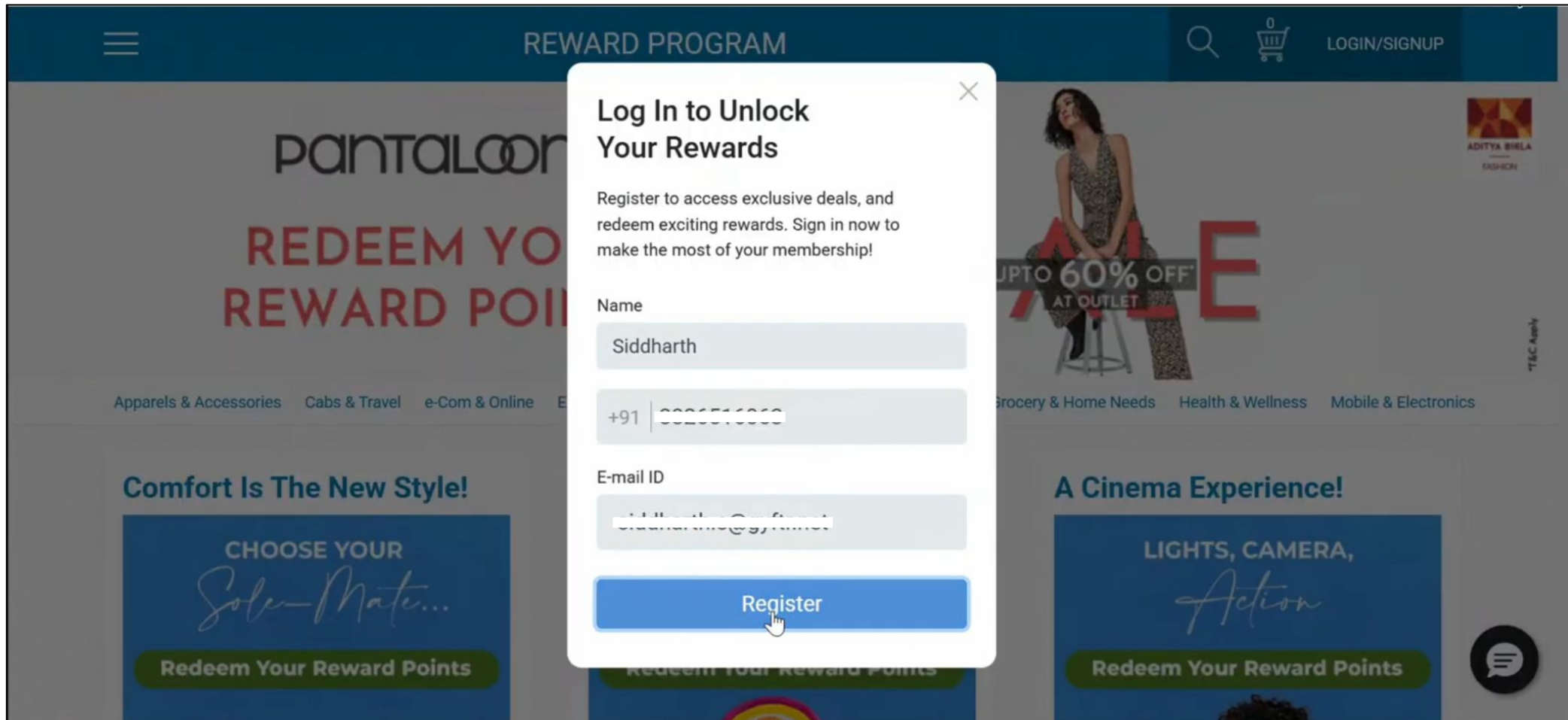
A Cinema Experience!

LIGHTS, CAMERA,
Action

Redeem Your Reward Points

USER JOURNEY (e-Pay Code)

First-time users must register with their **Email ID** and **Phone Number**.



The screenshot shows the Pantaloons website with a registration modal open. The modal is titled "Log In to Unlock Your Rewards" and contains the following text: "Register to access exclusive deals, and redeem exciting rewards. Sign in now to make the most of your membership!". The form fields are: Name (Siddharth), Phone Number (+91 0000000000), and E-mail ID (siddharthn@gyftr.com). A blue "Register" button is at the bottom of the modal. The background shows the website header with "REWARD PROGRAM", "LOGIN/SIGNUP", and a shopping cart icon. The main banner features a woman in a dress and the text "REDEEM YOUR REWARD POINTS". The footer includes categories like "Apparels & Accessories", "Cabs & Travel", "e-Com & Online", "Grocery & Home Needs", "Health & Wellness", and "Mobile & Electronics".

REWARD PROGRAM

LOGIN/SIGNUP

REDEEM YOUR REWARD POINTS

Log In to Unlock Your Rewards

Register to access exclusive deals, and redeem exciting rewards. Sign in now to make the most of your membership!

Name

Siddharth

+91 0000000000

E-mail ID

siddharthn@gyftr.com

Register

Comfort Is The New Style!

CHOOSE YOUR Sole-Mate...

Redeem Your Reward Points

A Cinema Experience!

LIGHTS, CAMERA, Action

Redeem Your Reward Points

ADITYA BHILA FASHION

UPTO 60% OFF* AT OUTLET

T&C Apply

Apparels & Accessories Cabs & Travel e-Com & Online Grocery & Home Needs Health & Wellness Mobile & Electronics

USER JOURNEY (e-Pay Code)

Log in by entering the OTP received on the entered mobile number.

The screenshot shows the Pantaloons website with a modal overlay for logging in to the reward program. The modal has a title "Log In to Unlock Your Rewards" and a close button. Below the title, it says "Log in to access exclusive deals, and redeem exciting rewards. Sign in now to make the most of your membership!". A green message bar indicates "OTP Successfully sent to 9826411160". Below this, there is a section "Enter OTP" with six input boxes containing the digits 7, 9, 6, 2, 3, and 5. A "Resend OTP" link is visible below the last box. At the bottom of the modal is a blue "Login" button with a hand cursor icon. The background of the website shows a banner for "REDEEM YOUR REWARD POINTS" and a "SALE" banner with "UP TO 60% OFF AT OUTLET".

REWARD PROGRAM

LOGIN/SIGNUP

Pantaloons

REDEEM YOUR REWARD POINTS

Log In to Unlock Your Rewards

Log in to access exclusive deals, and redeem exciting rewards. Sign in now to make the most of your membership!

OTP Successfully sent to 9826411160

Enter OTP

7 9 6 2 3 5

Resend OTP

Login

UP TO 60% OFF AT OUTLET

SALE

ADITYA BIRLA FASHION

Apparels & Accessories Cabs & Travel e-Com & Online E

Grocery & Home Needs Health & Wellness Mobile & Electronics

Comfort Is The New Style!

CHOOSE YOUR Sole-Mate...

Redeem Your Reward Points

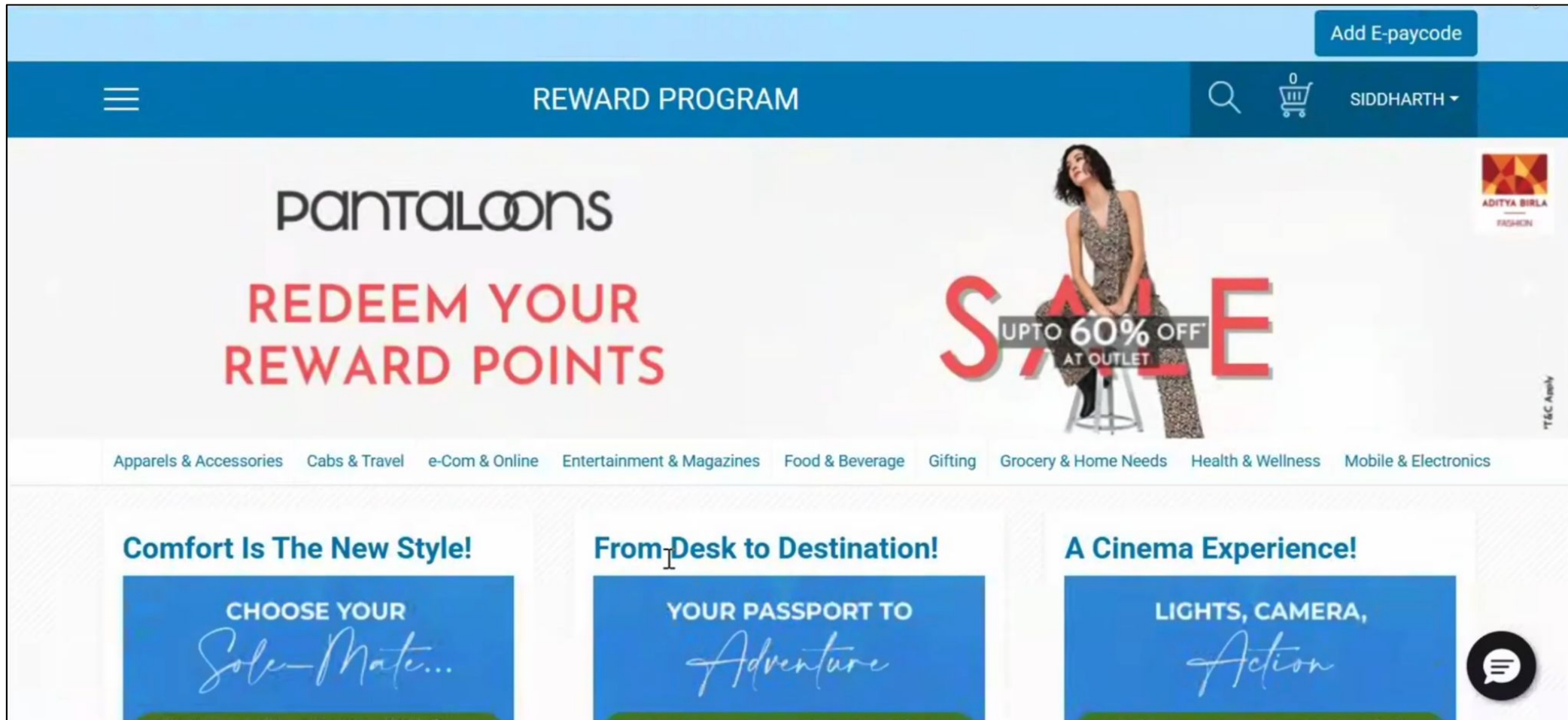
A Cinema Experience!

LIGHTS, CAMERA, Action

Redeem Your Reward Points

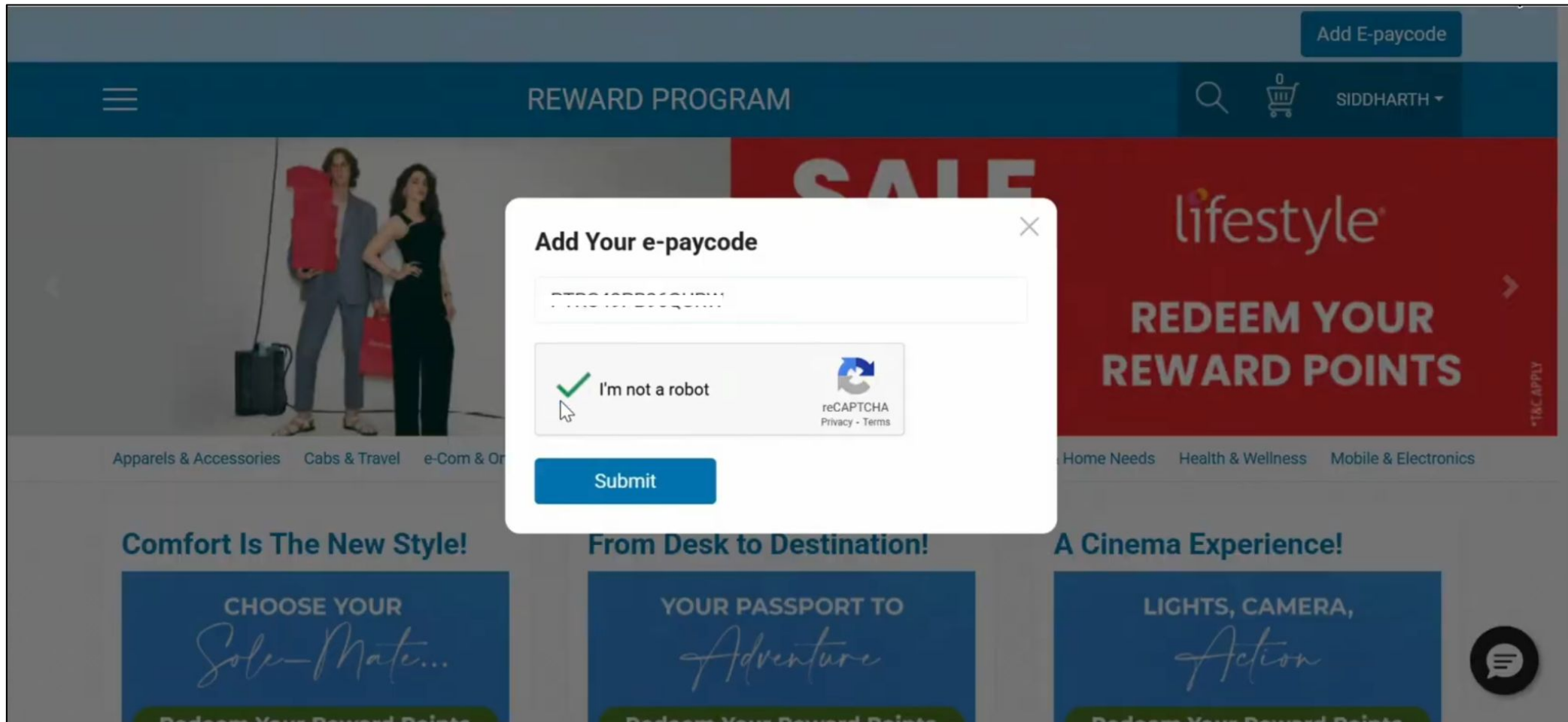
USER JOURNEY (e-Pay Code)

Click on the “Add E-Paycode” button in the right corner.



USER JOURNEY (e-Pay Code)

Enter e-Pay Code.



The screenshot shows a website's 'REWARD PROGRAM' section. A modal titled 'Add Your e-paycode' is centered on the screen. The modal contains a text input field with the placeholder 'ENTER E-PAYCODE HERE'. Below the input field is a reCAPTCHA widget with a green checkmark and the text 'I'm not a robot'. To the right of the reCAPTCHA is a small icon and the text 'reCAPTCHA Privacy - Terms'. At the bottom of the modal is a blue 'Submit' button. The background of the website is slightly blurred, showing a navigation bar with a menu icon, a search icon, a shopping cart icon, and the name 'SIDDHARTH'. Below the navigation bar is a large red banner with the text 'SALE' and 'lifestyle REDEEM YOUR REWARD POINTS'. Below the banner are three categories: 'Apparels & Accessories', 'Cabs & Travel', and 'e-Com & Or'. Below these categories are three promotional cards: 'Comfort Is The New Style!', 'From Desk to Destination!', and 'A Cinema Experience!'. Each card has a 'Redeem Your Reward Points' button.

REWARD PROGRAM

lifestyle

REDEEM YOUR REWARD POINTS

Apparels & Accessories Cabs & Travel e-Com & Or

Comfort Is The New Style!

CHOOSE YOUR *Sole-Mate...*

From Desk to Destination!

YOUR PASSPORT TO *Adventure*

A Cinema Experience!

LIGHTS, CAMERA, *Action*

Redeem Your Reward Points

Add Your e-paycode

ENTER E-PAYCODE HERE

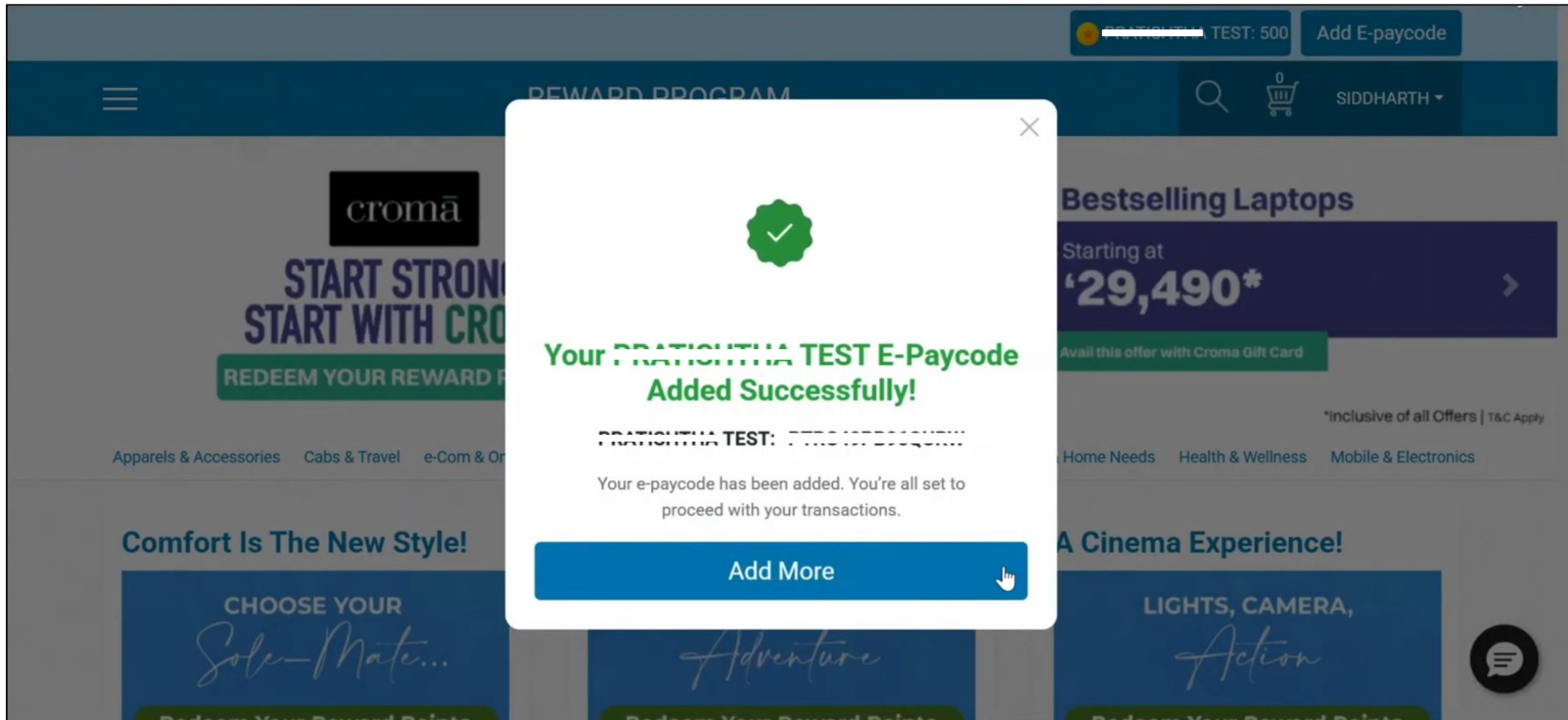
I'm not a robot

reCAPTCHA Privacy - Terms

Submit

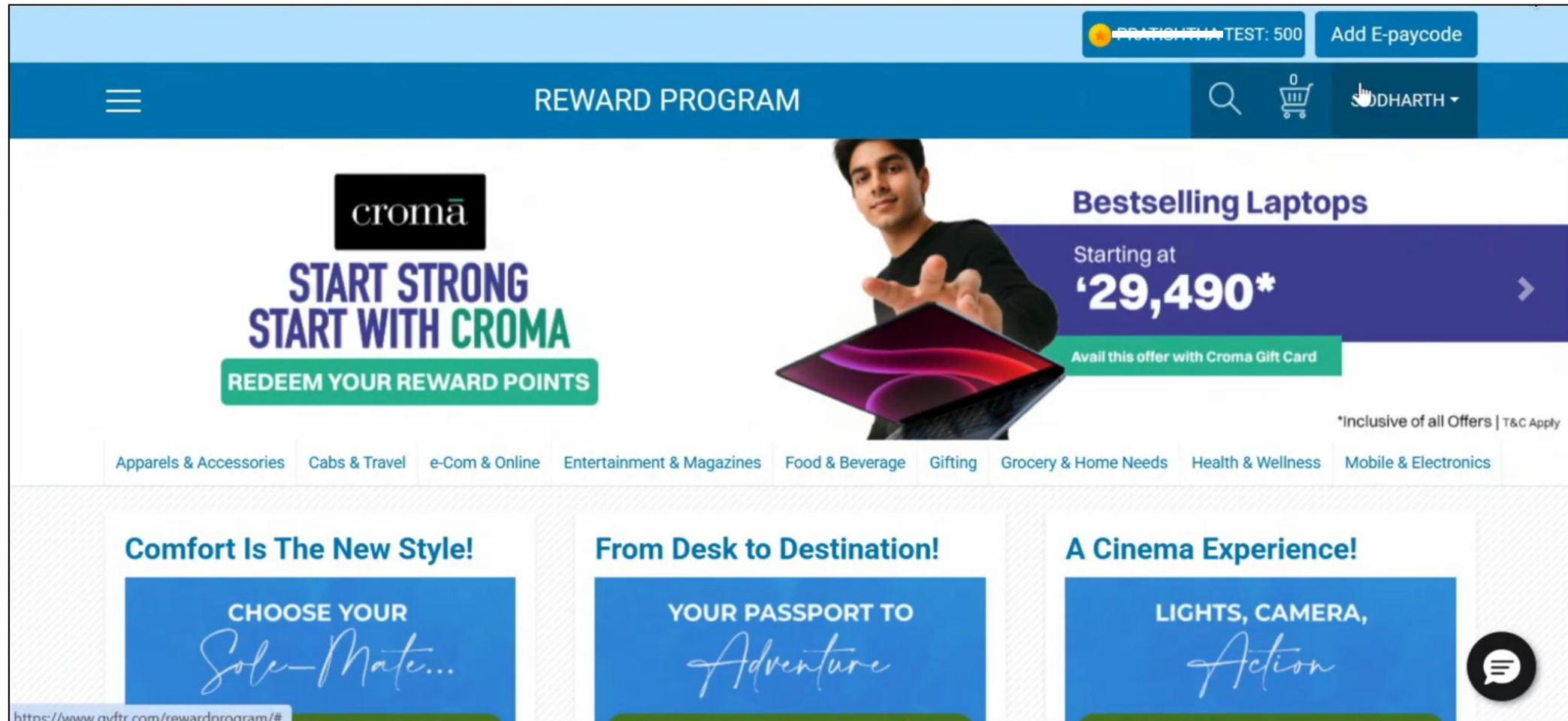
USER JOURNEY (e-Pay Code)

Value of e-Pay Code will be added to the balance.



USER JOURNEY (e-Pay Code)

Updated balance will be visible in the top bar.



USER JOURNEY (e-Pay Code)

User can redeem their points against vouchers from favourable brands.

The screenshot displays the Bata website's reward program interface. At the top, a blue header bar contains a menu icon, the text "REWARD PROGRAM", a search icon, a shopping cart icon with "1", and the user name "SIDHARTH". Below the header is a large red banner featuring a pair of brown Bata shoes and the Bata logo. Underneath the banner is a navigation bar with categories: Apparels & Accessories, Cabs & Travel, e-Com & Online, Entertainment & Magazines, Food & Beverage, Gifting, Grocery & Home Needs, Health & Wellness, and Mobile & Electronics.

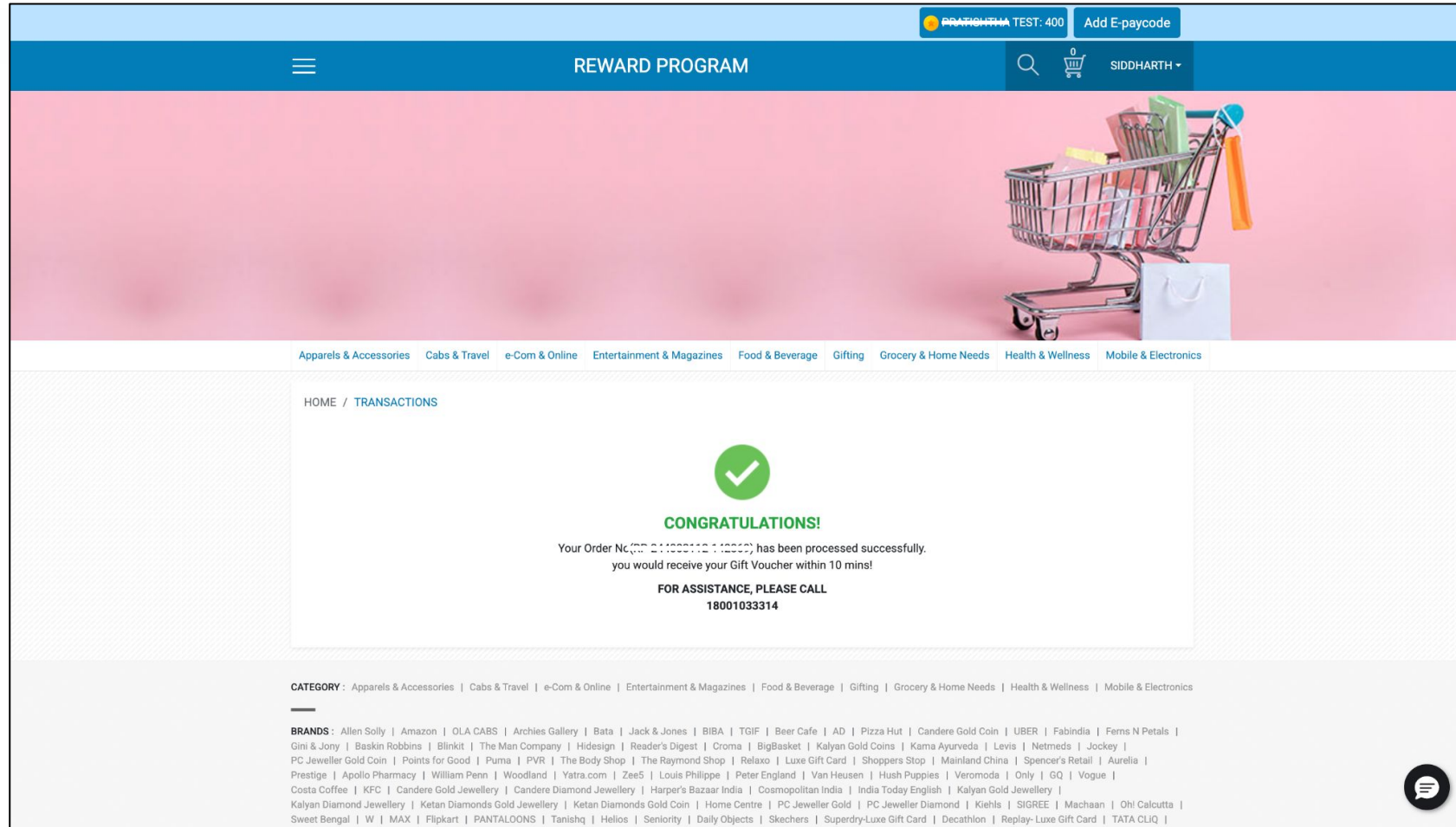
The main content area is divided into two columns. The left column, titled "HOME / BATA", contains a section for "Buy/Redeem Bata Gift Vouchers & Gift Card". It includes a description of Bata's quality and a "Read More" link. Below this are two buttons: "Redeemable Offline" and "Redeemable Online". A table lists various voucher options with columns for Value(₹), Offer, Saving(₹), Qty, and Total(₹).

Value(₹)	Offer	Saving(₹)	Qty	Total(₹)
100	-	₹0	<input type="text"/>	₹100
₹100	Flat 5% OFF	₹5	<input type="button" value="ADD"/>	₹95
₹250	Flat 5% OFF	₹13	<input type="button" value="ADD"/>	₹237
₹500	Flat 5% OFF	₹25	<input type="button" value="ADD"/>	₹475
₹1000	Flat 5% OFF	₹50	<input type="button" value="ADD"/>	₹950
₹2000	Flat 5% OFF	₹100	<input type="button" value="ADD"/>	₹1900

The right column, titled "SUMMARY", shows the total amount of ₹100 and the sub-total of ₹100. It also displays the "Choose any one of E-Paycode" section with the selected code "TEST: 500". The "Net Payable" is ₹0. At the bottom, there is a checkbox for "I agree to the Terms and Conditions" and two buttons: "BUY NOW" and "ADD TO CART".

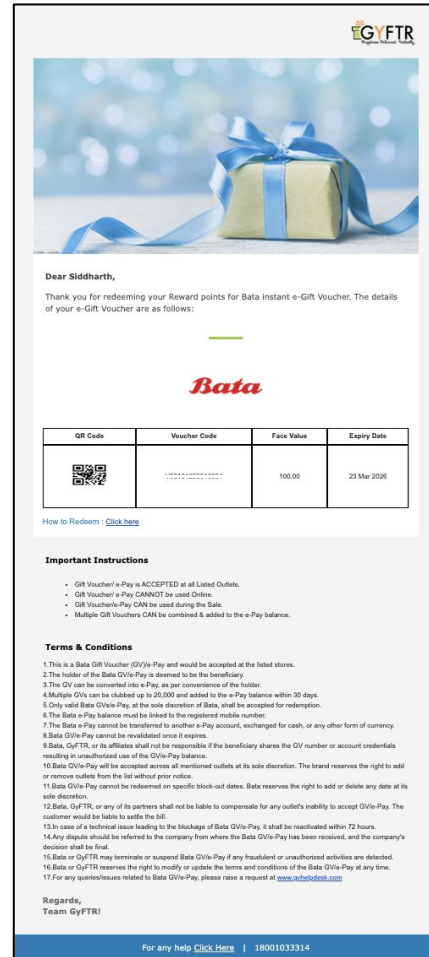
USER JOURNEY (e-Pay Code)

Balance to be updated upon successful transaction.



USER JOURNEY (e-Pay Code)

Voucher details to be shared instantly via **SMS & Email**.



Dear Siddharth,

Congratulations! You have received
Bata Gift Voucher from Reward
Program.

VALUE: 100.00

CODE: V5C1C125CC1CC54

VALIDITY: 23 Mar 2026

Visit <https://gftr.it/GYFT/bp54> for
T&C / Outlet List

For any help, call us at [18001033314](tel:18001033314)
or visit <https://gftr.it/GYFT/br62>

Powered by GyFTR